

# CHALAPATHI INSTITUTE OF TECHNOLOGY

AR Nagar, Mothadaka, Guntur

Balance Sheet as on 31.03.2021

Liabilities	Amount	Assets	Amount
<b>Capital Funds</b>		Fixed Assets	2,47,12,481.36
Members Contribution	8,84,43,562.72	<b>Buildings</b>	
Less: Excess of Expenditure over Income	1,29,66,080.71	Buildings	15,58,75,705.94
	<b>7,54,77,482.01</b>	Land	80,29,783.00
			<b>18,86,17,970.30</b>
<b>SECURED LOANS</b>		<b>Current Assets</b>	
Cholamandalam Investment & Finance co ltd	47,01,897.00	Green Tech Electrical And Automation	1,00,000.00
Avanse Finance services limited	7,10,99,064.00	Electrical deposit	6,69,994.00
Axis bank -560 (OD)	4,91,92,966.72	Fee Receivable	7,79,18,875.00
K.V.B -2020	2,93,708.06	Internet	1,01,124.00
Axis Bank (Vehicle Loan)	2,57,599.00	Pre Paid Advertisement	5,00,000.00
	<b>12,55,45,234.78</b>	Viswam electricals and automation	1,00,000.00
			<b>7,93,89,993.00</b>
<b>UNSECURED LOANS</b>		<b>Cash &amp; Bank Balances</b>	
Chalapathi Chitfund(p) limited	99,50,712.80	S.B.I. 30530860572	2,47,814.06
Chalapathi Estates (p) Limited	1,35,05,959.00	S.B.I. 31957085590	6,607.00
Chalapathi Homes (p) limited	17,49,999.20	S.B.I. 35545959784	(1,74,537.94)
Mr.B.Appa Rao	4,00,000.00	Corp:520101263661476	6,44,213.79
Mr.Ch.Sankar Rao	4,00,000.00	Cash	4,36,856.00
Mr.D.Prasada Rao	3,00,000.00		<b>11,60,952.91</b>
Mr.G.Ganesh	4,00,000.00		
Mr.G.Sambasiva Rao	5,00,000.00		
Mr.J.Srinivasa Raju	4,00,000.00		
Mr.K.Yesu Reddy	4,61,335.00		
Mr.M.Rama Rao	4,00,000.00		
Mr.N.Singam Setty	3,00,000.00		
Mr.N.Srinivasa Rao	50,00,000.00		
Mr.O.Venkata Rao	4,00,000.00		
Mr.P.Lokesh	4,00,000.00		
Mr.P.Mahesh	4,00,000.00		
Mr.S.V.S.Krishna	5,00,000.00		
Smr.M.Srilakshmi	4,00,000.00		
Smt.B.Aruna	4,00,000.00		
Smt.P.Showamma	30,00,000.00		
Smt.P.Sri Lalitha	4,00,000.00		
Smt.S.Supraja Rani	15,00,000.00		
	<b>4,11,68,006.00</b>		
<b>Current Liabilities &amp; Provisions</b>			
SCHEDULE-I	2,69,78,193.42		
	<b>26,91,68,916.21</b>		<b>26,91,68,916.21</b>

For C.M. RAO & CO.,  
Chartered Accountants

*(Signature)*  
Venkateswara Rao

For Chalapathi Institute of Technology


*(Signature)*  
President

# CHALAPATHI INSTITUTE OF TECHNOLOGY


AR Nagar, Mothadaka, Guntur

INCOME & EXPENDITURE STATEMENT ACCOUNT FOR THE YEAR 31.03.2021

EXPENDITURE	AMOUNT	INCOME	AMOUNT
Advertisement	10,39,641.00	Exam Fee	34,52,309.00
Bank Charges	16,782.18	Misc.Fee	18,064.00
College Affiliation Fee	74,33,794.00	Special Fee	26,62,350.00
Computer Maintenance	1,75,905.00	Tution Fee	7,14,49,500.00
Electrical Power Charges	9,57,992.00	Interest on Fixed Deposits	44,714.06
Employer Provident Fund	5,48,663.00		<b>7,76,26,937.06</b>
Audit Fee	46,300.00		
Exam Expenses	30,15,187.40		
Garden Maintenance	1,89,069.00		
Generator Maintenance	34,075.00		
Institution Maintenance	3,61,635.00		
Insurance	1,45,339.00		
Interest on Axies bank	1,98,001.00		
Interest on Avanse financial limited	94,06,324.00		
Interest on Cholamandalam Investment & finance	18,69,983.00		
Interest on K.V.B	64,88,029.00		
Internet Charges	2,12,336.00		
Laboratory Maintenance	1,95,716.00		
Library Maintenance	32,739.00		
Placement Exp.,	18,02,971.80		
Postage and Telegram	5,002.00		
Printing and Stationary	6,68,758.00		
Repairs and Maintenance	6,27,281.00		
Seminars & work shop expences	4,29,808.00		
Sports Expenses	27,680.00		
Staff Bus Maintenance	16,70,846.00		
Staff welfare	1,70,290.00		
Tax Representation Fee	33,300.00		
Telephone Rental Charges	48,872.00		
Transport Charges	72,040.00		
Travelling and Conveyance	1,08,149.00		
	<b>3,80,32,508.38</b>		
<b>Rates &amp; Taxes:</b>			
Property Taxes	7,73,627.00		
	<b>7,73,627.00</b>		
<b>Vehicle Maintenance:</b>			
Car Maintenance	1,84,529.00		
	<b>1,84,529.00</b>		
Depreciation on Fixed Assets	1,12,69,369.39		
<b>Salaries and Wages</b>	4,03,32,984.00	Add: Excess of Expenditure over Income	1,29,66,080.71
	<b>9,05,93,017.77</b>		<b>9,05,93,017.77</b>

For **C.M. RAO & CO.**  
Chartered Accountants  
  
**G. Venkateswara Rao**  
Partner


For Chalapathi Institute of Technology

  
President

**CHALAPATHI INSTITUTE OF TECHNOLOGY**  
Current Liabilities & Provisions As on 31.03.2021

**SCHEDULE-I**

S.no	PARTICULARS	Amount	Remarks
1	Aruna Impex	5,00,000.00	
2	Futuretech Instruments Pvt.Ltd.,	17,733.00	
3	Hyderabad media house (p) limited	11,000.00	
4	Kalpana Architects	1,01,124.00	
5	Kavya Sree Agenices	45,100.00	
6	Lakshmi Fertilisers	13,230.00	
7	Maruthi Ram Traders	13,655.00	
8	NSS Programme	22,237.00	
9	Pointer It solutions	18,000.00	
10	Procision Instruments & chemicals	84,146.00	
11	Professional Tax Payable	2,14,150.00	
12	Provident Fund Payable	44,928.00	
13	Raman Scientific Products	13,393.00	
14	S.S.Services projects	53,989.00	
15	Salaries & Wages Payable	1,72,59,081.42	
16	Sri Coramandal Chemical industries	9,800.00	
17	Sri Sai Systems And Electronics	27,065.00	
18	SSB Enterprises	1,87,812.00	
19	TDS Payable	3,311.00	
20	University Fee Payable	74,54,687.00	
21	Usha Sri printers	28,000.00	
22	Uttam pablications	75,000.00	
23	Vision Advertisement	7,80,752.00	
	<b>TOTAL</b>	<b>2,69,78,193.42</b>	



For Chalapathi Institute of Technology

*[Signature]*  
President

# CHALAPATHI INSTITUTE OF TECHNOLOGY

A.R.NAGAR, MOTHADAKA

Annexure -1

## DEPRECIATION STATEMENT AS PER INCOME TAX AS ON 31.03.2021

S.No	Name of the Assets	W.D.V. As On 01.04.2020	Additions Before Sep-20	After Sep-20	Less Sale of assets	Total Value As on 31.03.2021	Rate of Dep.	Depreciation	W.D.V. As On 31.03.2021
1	Air Conditioners	5,62,682.78				5,62,682.78	15.00%	84,402.42	4,78,280.36
2	Borewell	1,38,024.43				1,38,024.43	15.00%	20,703.67	1,17,320.77
3	Buildings	15,02,82,884.15		1,31,06,966.00		16,33,89,850.15	5.00%	75,14,144.21	15,58,75,705.94
4	Buses	11,83,523.26				11,83,523.26	15.00%	1,77,528.49	10,05,994.77
5	Car AP37K0845	6,58,515.83				6,58,515.83	15.00%	98,777.37	5,59,738.45
6	Communication syst.	15,105.68		4,22,000.00		4,37,105.68	15.00%	33,915.85	4,03,189.82
7	Colour Television	11,468.45				11,468.45	15.00%	1,720.27	9,748.18
8	Computers	27,33,903.31				27,33,903.31	15.00%	4,10,085.50	23,23,817.81
9	Electrical Equipment	58,17,225.49	50,000.00			58,67,225.49	15.00%	8,80,083.82	49,87,141.67
10	Electrical Motors	1,41,258.37				1,41,258.37	15.00%	21,188.76	1,20,069.61
11	Furniture & Fixture	61,50,209.48		1,75,000.00		63,25,209.48	10.00%	6,23,770.95	57,01,438.53
12	Generator	5,31,722.19				5,31,722.19	15.00%	79,758.33	4,51,963.86
13	Lab Equipment	62,81,574.86				62,81,574.86	15.00%	9,42,236.23	53,39,338.63
14	Land	80,29,783.00				80,29,783.00	0	-	80,29,783.00
15	Library Books	30,22,036.54				30,22,036.54	10.00%	3,02,203.65	27,19,832.89
16	Projector	16,877.44				16,877.44	15.00%	2,531.62	14,345.82
17	Refridgerator	1,693.62				1,693.62	15.00%	254.04	1,439.57
18	Sports Equipment	1,85,106.71				1,85,106.71	15.00%	27,766.01	1,57,340.70
19	Water Purifier	1,44,796.76				1,44,796.76	15.00%	21,719.51	1,23,077.25
20	Xerox Machine	1,29,401.36			95,580.00	2,24,981.36	15.00%	26,578.70	1,98,402.65
	<b>Grand Total</b>	<b>18,60,37,793.69</b>	<b>50,000.00</b>	<b>1,37,99,546.00</b>	<b>-</b>	<b>19,98,87,339.69</b>		<b>1,12,69,369.39</b>	<b>18,86,17,970.30</b>

**For C.M. RAO & CO'S**  
Chartered Accountants

*Chalapati Rao*  
Partner

For Chalapati Institute of Technology

*Chalapati Rao*  
President